

## The URC

### Safeguarding Foundation E-Learning

#### Step by Step guide

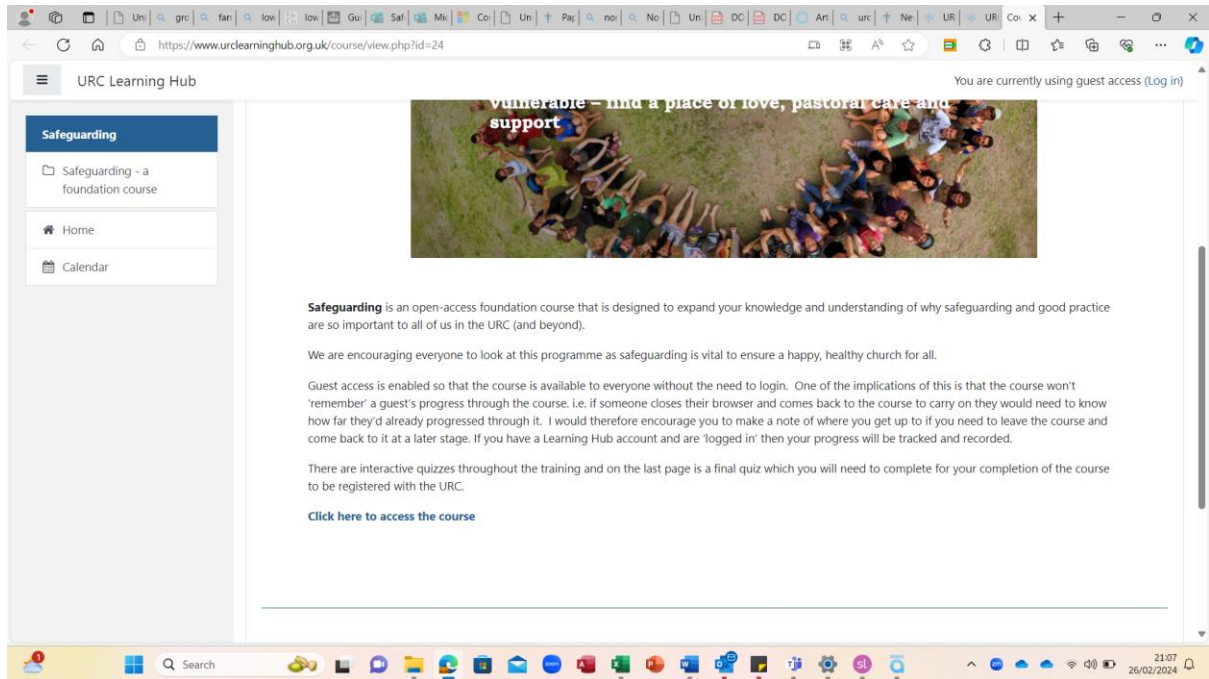
#### Getting Started

Click on this link [Course: Safeguarding children, young people and adults at risk \(urclearninghub.org.uk\)](https://www.urclearninghub.org.uk/course/view.php?id=24) and this will take you directly to the home screen for the course with no need to log in.



The screenshot shows a web browser window displaying the URC Learning Hub. The URL in the address bar is <https://www.urclearninghub.org.uk/course/view.php?id=24>. The page title is "Safeguarding children, young people and adults at risk". The breadcrumb trail is "Home / Courses / Safeguarding / Safeguarding". The main content area features a large image of a diverse group of people sitting in a circle on a grassy field. Overlaid on the image is the text: "We safeguard the integrity of creation, and we all walk the way together as one Church and one body to ensure the Church is a sustained community of care where everyone – particularly the most vulnerable – find a place of love, pastoral care and support". The left sidebar contains a menu with "Safeguarding" (selected), "Safeguarding - a foundation course", "Home", and "Calendar". The top right corner indicates "You are currently using guest access (Log in)". The Windows taskbar at the bottom shows the date as 26/02/2024 and the time as 21:06.

Scroll down and you will see a link which reads click here to access the course




https://www.urclearninghub.org.uk/course/view.php?id=24

URC Learning Hub

You are currently using guest access (Log in)

### Safeguarding

- Safeguarding - a foundation course
- Home
- Calendar



**Safeguarding** is an open-access foundation course that is designed to expand your knowledge and understanding of why safeguarding and good practice are so important to all of us in the URC (and beyond).

We are encouraging everyone to look at this programme as safeguarding is vital to ensure a happy, healthy church for all.

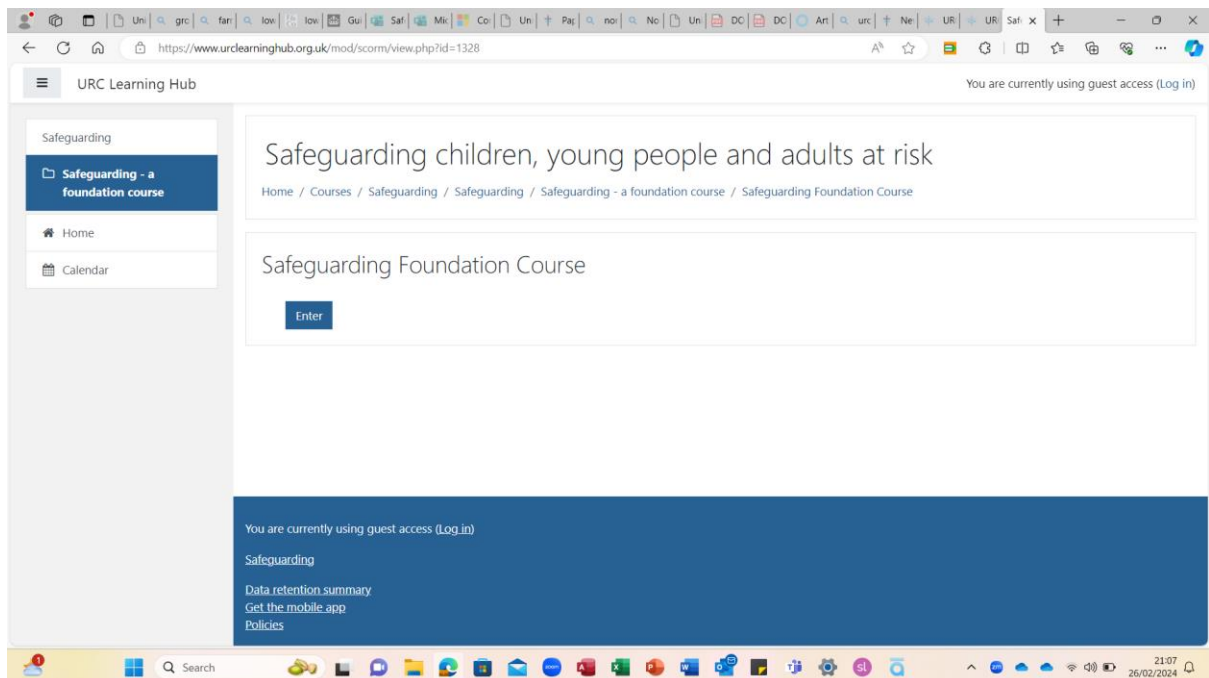
Guest access is enabled so that the course is available to everyone without the need to login. One of the implications of this is that the course won't 'remember' a guest's progress through the course, i.e. if someone closes their browser and comes back to the course to carry on they would need to know how far they'd already progressed through it. I would therefore encourage you to make a note of where you get up to if you need to leave the course and come back to it at a later stage. If you have a Learning Hub account and are 'logged in' then your progress will be tracked and recorded.

There are interactive quizzes throughout the training and on the last page is a final quiz which you will need to complete for your completion of the course to be registered with the URC.

[Click here to access the course](#)

21:07 26/02/2024

Click Enter on the next screen



https://www.urclearninghub.org.uk/mod/scorm/view.php?id=1328

URC Learning Hub

You are currently using guest access (Log in)

## Safeguarding children, young people and adults at risk

Home / Courses / Safeguarding / Safeguarding / Safeguarding - a foundation course / Safeguarding Foundation Course

### Safeguarding Foundation Course

[Enter](#)

You are currently using guest access ([Log in](#))

Safeguarding

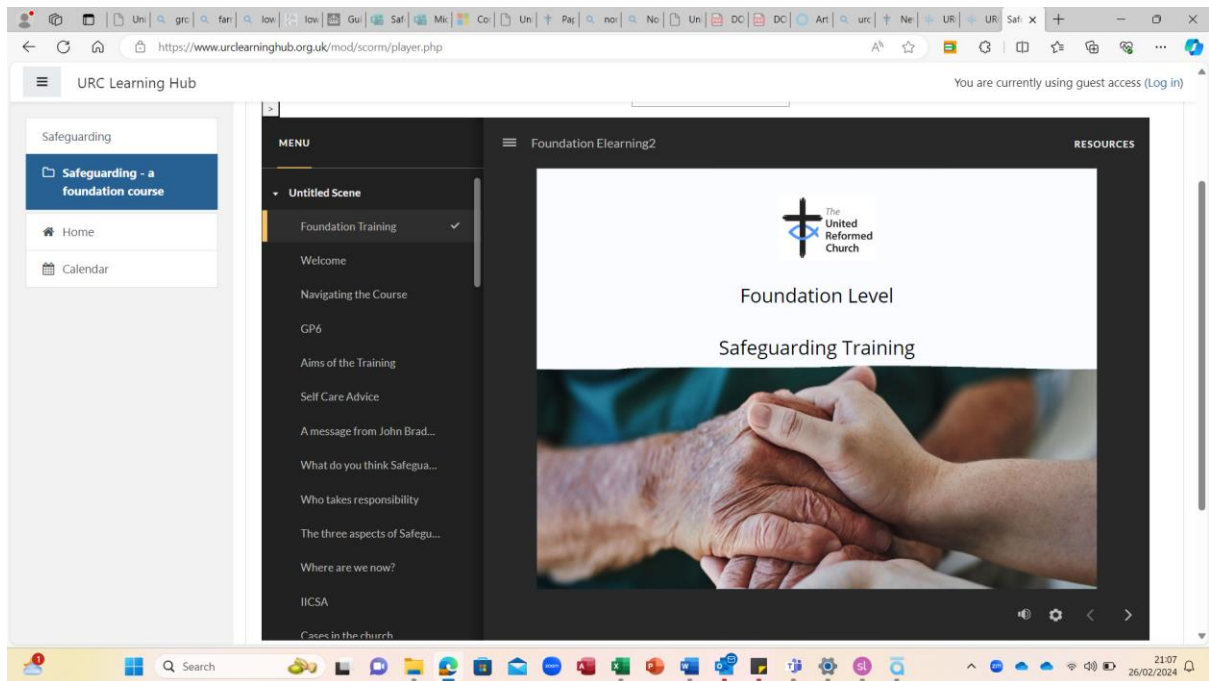
[Data retention summary](#)

[Get the mobile app](#)

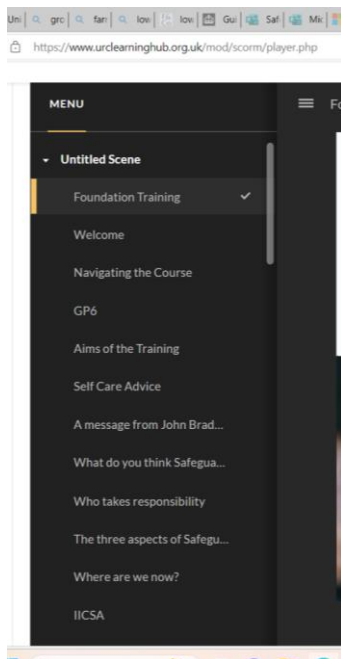
[Policies](#)

21:07 26/02/2024

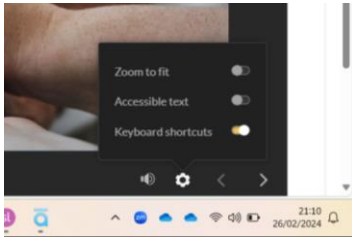
This is the course itself



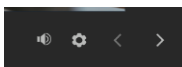
On the left hand side is the menu which lists each slide within the training. As you complete each slide a tick will appear by the title.



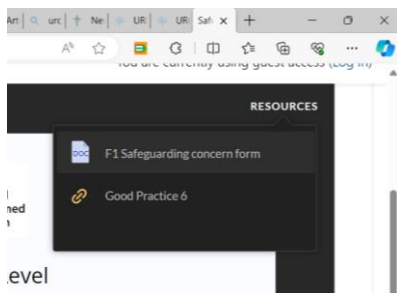
Please note at this point you can also make the text larger by clicking on the settings wheel in the bottom right hand corner and clicking accessible text.



You can also mute the voice over if you wish by clicking on the volume button

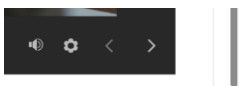


You can also find direct links to key resources in the RESOURCES section in the top right hand corner

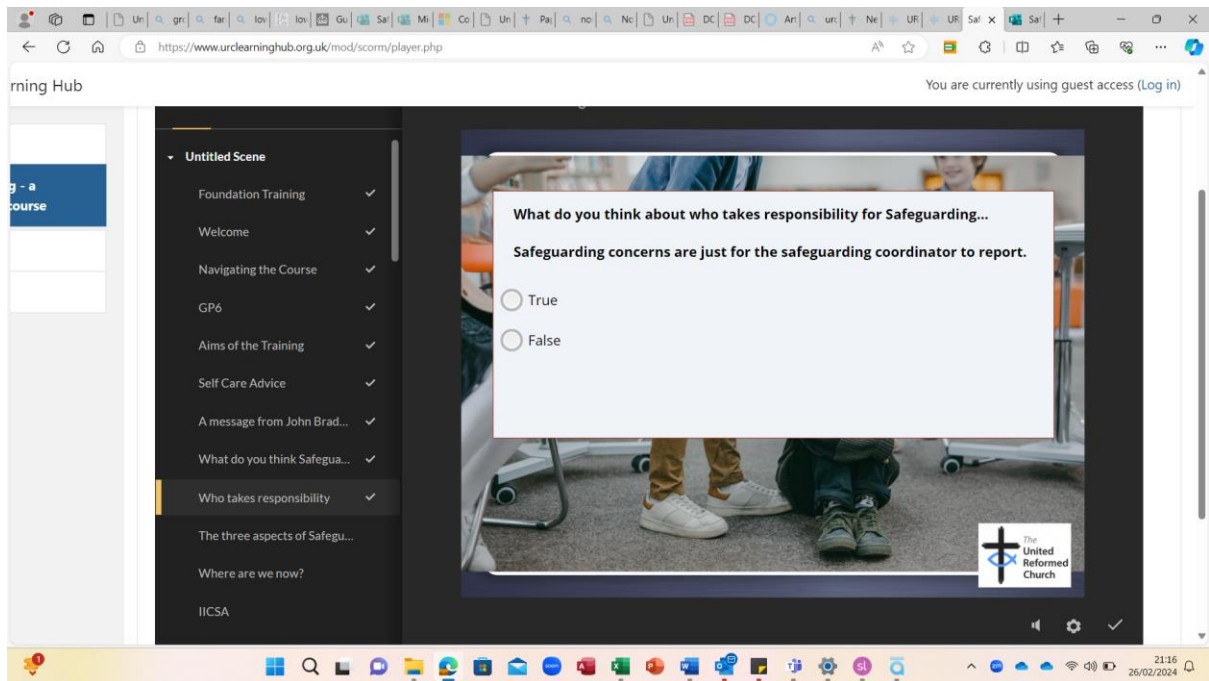


## To navigate through the training

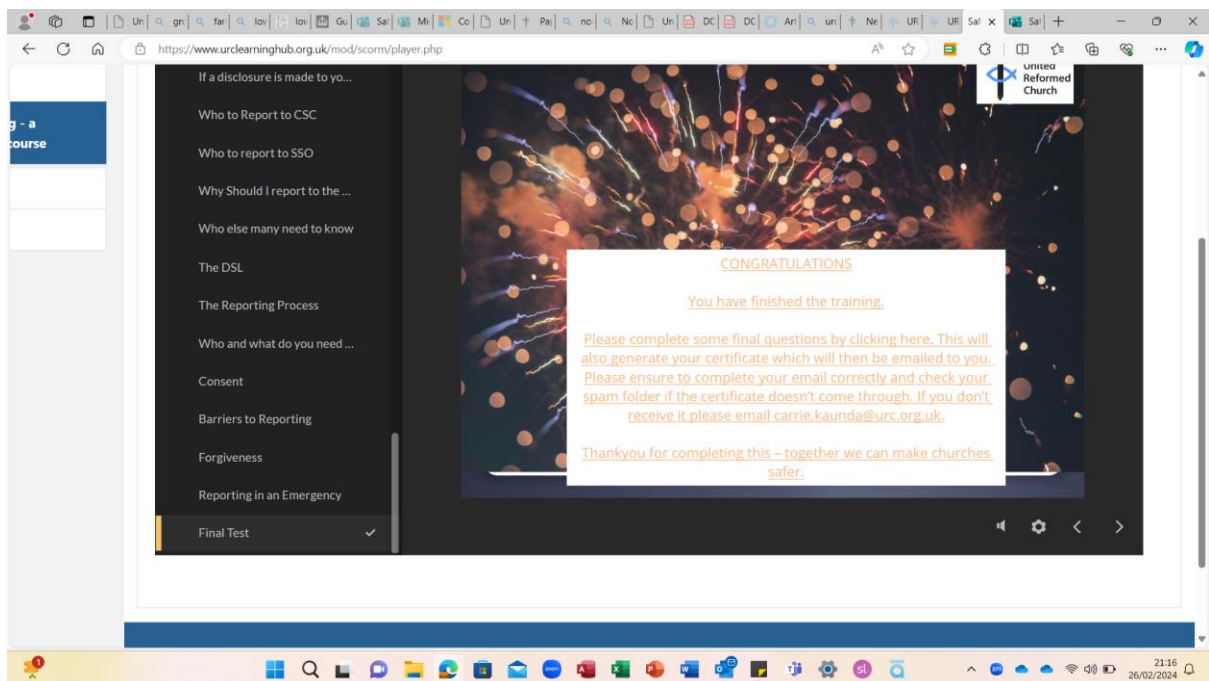
Click on the arrows in the bottom right hand corner of the screen



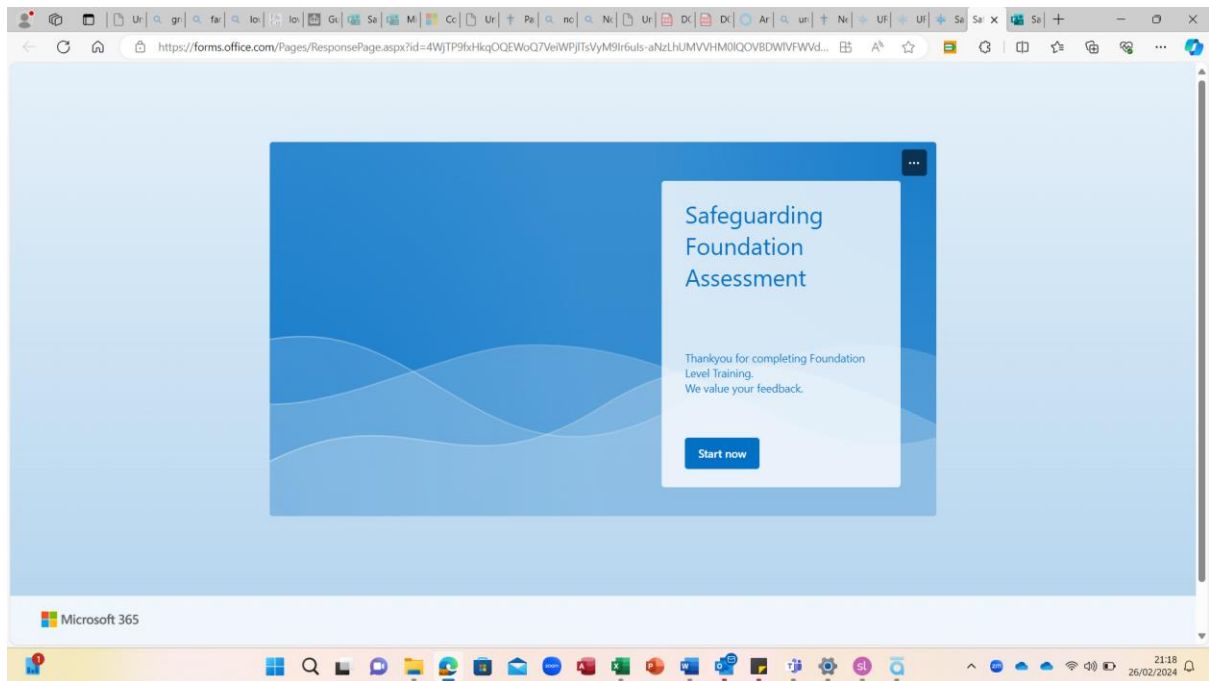
You can skip forwards or backwards to different pages by clicking on the titles of the pages in the menu. See below how some of the titles are ticked. These are the pages you have completed.



On the Final slide is a test which you MUST complete in order to get your certificate. You can click anywhere on the text in the box and it will take you to the test.



The test looks like this



Please do check your junk mail in case your certificate is sent there.

If you have any questions please contact [carrie.kaunda@urc.org.uk](mailto:carrie.kaunda@urc.org.uk)